

# Non-US Company Stocks Fund

## Benchmark

MSCI ACWI Ex USA IMI NR USD

## Investment Information

### Investment Objective & Strategy

The Account invests exclusively in BlackRock MSCI ACWI ex-U.S. IMI Index Fund F (the "Fund") which is an "index fund" that seeks investment results that correspond generally to the price and yield performance, before fees and expenses, of its Underlying Index (defined below).

The Fund is a collective investment trust maintained and managed by BlackRock Institutional Trust Company, N.A. ("BTC").

The Fund shall be invested and reinvested in a portfolio of international equity securities whose total rates of return will approximate as closely as practicable the capitalization weighted total rates of return of the markets in certain countries for equity securities traded outside the United States. The primary criterion for selection of investments in the Fund shall be the MSCI ACWI ex USA IMI Index (the "Underlying Index").

BTC uses a "passive" or indexing approach to try to achieve the Fund's investment objective.

### Fees and Expenses as of 12-31-21

Expense Ratio	0.05%
Total Annual Operating Exp per \$1000	\$ 0.50
Maximum Sales Charge	—
12b-1 Fee	—
Redemption Fee/Term	—

### Portfolio Manager(s)

Management Team.

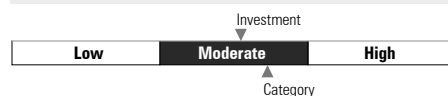
### Operations and Management

Inception Date	08-31-20
Management Company	BlackRock Institutional Trust Company NA
Telephone	800-441-7762
Web Site	www.blackrock.com
Issuer	BlackRock Institutional Trust Company NA

### Category Description: Large Blend

Large-blend portfolios are fairly representative of the overall US stock market in size, growth rates and price. Stocks in the top 70% of the capitalization of the US equity market are defined as large cap. The blend style is assigned to portfolios where neither growth nor value characteristics predominate. These portfolios tend to invest across the spectrum of US industries, and owing to their broad exposure, the portfolios' returns are often similar to those of the S&P 500 Index.

## Volatility And Risk



### Best 3 Month Return

20.15%

(Nov '20 - Jan '21)

### Worst 3 Month Return

-24.01%

(Jan '20 - Mar '20)

## Overall Morningstar Rating™



Out of 1232 Large Blend investments. An investment's overall Morningstar Rating, based on its risk-adjusted return, is a weighted average of its applicable 3-, 5-, and 10-year Ratings. See disclosure page for details.

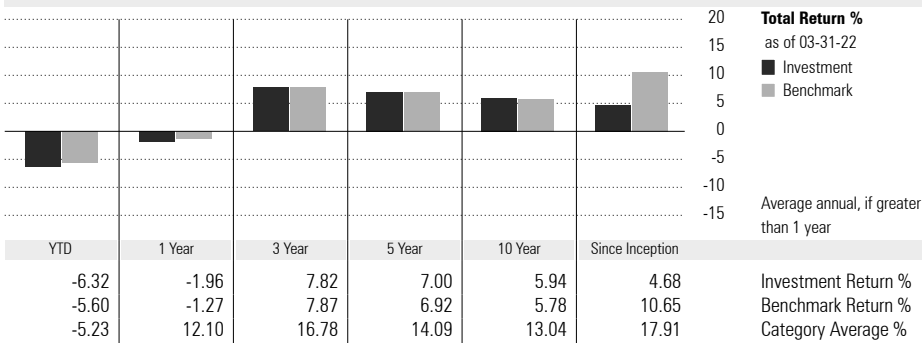
## Morningstar Return

Low

## Morningstar Risk

Average


## Performance as of 03-31-22



The performance data quoted reflects past performance. Past performance does not guarantee future results. The investment return and principal value of an investment will fluctuate so that an investor's shares, when redeemed, may be worth more or less than their original cost. Current performance may be lower than the performance data quoted. For the most recent month end performance information, please call 1-800-922-9945, or visit [rps.troweprice.com](http://rps.troweprice.com).

## Portfolio Analysis

### Composition as of 03-31-22




### Top 10 Holdings as of 03-31-22

Company	% Assets
Taiwan Semiconductor Manufacturing Co Ltd	1.72
Nestle SA	1.22
ASML Holding NV	0.93
Roche Holding AG	0.93
Samsung Electronics Co Ltd	0.92
Tencent Holdings Ltd	0.92
Alibaba Group Holding Ltd Ordinary Shares	0.73
Shell PLC	0.71
AstraZeneca PLC	0.69
LVMH Moet Hennessy Louis Vuitton SE	0.67

Total Number of Stock Holdings	6625
Total Number of Bond Holdings	0
Turnover Ratio %	6.39
Total Assets (\$mil)	111.58

### Morningstar Equity Style Box™ as of 03-31-22



### Morningstar Sectors as of 03-31-22

Sector	% Fund
Cyclical	42.62
Basic Materials	9.19
Consumer Cyclical	10.60
Financial Services	19.23
Real Estate	3.60
Sensitive	37.22
Communication Services	6.33
Energy	5.16
Industrials	13.27
Technology	12.46
Defensive	20.16
Consumer Defensive	7.86
Healthcare	9.19
Utilities	3.11

## Principal Risks

For more information on the risks presented, please refer to <http://rps.troweprice.com/riskglossary/blackrock>. Underlying Fund Risk 1, Equity Investment Risk, Foreign Investment Risk 1, Emerging Markets Risk 1, Securities Lending Risk 1, Derivatives Risk 1, Small-Capitalization Companies Risk, Mid-Capitalization Companies Risk, Large-Capitalization Companies Risk